








**ACTA**  
AMERICAN COUNCIL OF  
TRUSTEES AND ALUMNI

**Alabama**

# Does Your State Provide a High-Quality College Education?

See how your state performs compared to others.

			STATE RANK
	<b>Core Curriculum</b>	<b>64.7%</b>	<b>8<sup>th</sup></b>
	<b>Speech Code Policies</b>	<b>69.3%</b>	<b>19<sup>th</sup></b>
	<b>4-Year Graduation Rate</b>	<b>39.9%</b>	<b>25<sup>th</sup></b>
	<b>Stop-Out Rate</b>	<b>13.9%</b>	<b>10<sup>th</sup></b>
	<b>Pell Student Graduation Gap</b>	<b>16.8pts</b>	<b>48<sup>th</sup></b>






***Make quality education a reality***  
***GoACTA.org/Polcymakers***

*Flip over  
for more  
information*



# Can Students in Alabama Afford a College Education?

See how your state performs compared to others.

			STATE RANK
	Tuition as a % of Median Household Income	18.09%	42 <sup>nd</sup>
	Administrative Spending Per Student	\$5,143	41 <sup>st</sup>
	Administrator to Professor Ratio	1.38:1	21 <sup>st</sup>
	Student Share of Revenue	58.5%	40 <sup>th</sup>
	Graduate Debt	\$23,726	47 <sup>th</sup>

Visit us for more information.



**ACTA**  
AMERICAN COUNCIL OF  
TRUSTEES AND ALUMNI

[GoACTA.org](http://GoACTA.org)



WHAT WILL THEY  
**LEARN?**

[WhatWillTheyLearn.com](http://WhatWillTheyLearn.com)

HOW **COLLEGES**  
**SPEND** MONEY

[HowCollegesSpendMoney.com](http://HowCollegesSpendMoney.com)

Scan the code below  
to learn about our  
methodology.

