








**ACTA**  
AMERICAN COUNCIL OF  
TRUSTEES AND ALUMNI

**Idaho**

# Does Your State Provide a High-Quality College Education?

See how your state performs compared to others.

			STATE RANK
	<b>Core Curriculum</b>	<b>19.4%</b>	<b>44<sup>th</sup></b>
	<b>Speech Code Policies</b>	<b>64.0%</b>	<b>39<sup>th</sup></b>
	<b>4-Year Graduation Rate</b>	<b>29.4%</b>	<b>44<sup>th</sup></b>
	<b>Stop-Out Rate</b>	<b>22.5%</b>	<b>28<sup>th</sup></b>
	<b>Pell Student Graduation Gap</b>	<b>4.7pts</b>	<b>3<sup>rd</sup></b>






***Make quality education a reality***  
***GoACTA.org/Polycymakers***

*Flip over  
for more  
information*



# Can Students in Idaho Afford a College Education?

See how your state performs compared to others.

			STATE RANK
	Tuition as a % of Median Household Income	11.43%	11 <sup>th</sup>
	Administrative Spending Per Student	\$3,879	21 <sup>st</sup>
	Administrator to Professor Ratio	1.23:1	12 <sup>th</sup>
	Student Share of Revenue	42.5%	24 <sup>th</sup>
	Graduate Debt	\$20,482	17 <sup>th</sup>

Visit us for more information.



[GoACTA.org](http://GoACTA.org)



[WhatWillTheyLearn.com](http://WhatWillTheyLearn.com)



[HowCollegesSpendMoney.com](http://HowCollegesSpendMoney.com)

Scan the code below to learn about our methodology.

