








**ACTA**  
AMERICAN COUNCIL OF  
TRUSTEES AND ALUMNI

**Illinois**

# Does Your State Provide a High-Quality College Education?

See how your state performs compared to others.

			STATE RANK
	<b>Core Curriculum</b>	<b>39.1%</b>	<b>27<sup>th</sup></b>
	<b>Speech Code Policies</b>	<b>60.0%</b>	<b>46<sup>th</sup></b>
	<b>4-Year Graduation Rate</b>	<b>44.7%</b>	<b>16<sup>th</sup></b>
	<b>Stop-Out Rate</b>	<b>28.8%</b>	<b>36<sup>th</sup></b>
	<b>Pell Student Graduation Gap</b>	<b>11.4pts</b>	<b>28<sup>th</sup></b>






***Make quality education a reality***  
***GoACTA.org/Polycymakers***

*Flip over  
for more  
information*



# Can Students in Illinois Afford a College Education?

See how your state performs compared to others.

			STATE RANK
	Tuition as a % of Median Household Income	18.12%	43 <sup>rd</sup>
	Administrative Spending Per Student	\$2,807	7 <sup>th</sup>
	Administrator to Professor Ratio	1.37:1	19 <sup>th</sup>
	Student Share of Revenue	26.8%	8 <sup>th</sup>
	Graduate Debt	\$20,598	19 <sup>th</sup>

Visit us for more information.



[GoACTA.org](http://GoACTA.org)



[WhatWillTheyLearn.com](http://WhatWillTheyLearn.com)



[HowCollegesSpendMoney.com](http://HowCollegesSpendMoney.com)

Scan the code below to learn about our methodology.

