



ACTA
AMERICAN COUNCIL OF
TRUSTEES AND ALUMNI

Michigan

Does Your State Provide a High-Quality College Education?

See how your state performs compared to others.

STATE RANK



Core Curriculum

30.6%

37th



Speech Code Policies

65.2%

38th



4-Year Graduation Rate

44.2%

18th



Stop-Out Rate

18.2%

20th



Pell Student Graduation Gap

12.2pts

32nd






Make quality education a reality
GoACTA.org/Polcymakers

*Flip over
for more
information*



Can Students in Michigan Afford a College Education?

See how your state performs compared to others.

			STATE RANK
	Tuition as a % of Median Household Income	22.15%	48 th
	Administrative Spending Per Student	\$5,054	39 th
	Administrator to Professor Ratio	1.42:1	26 th
	Student Share of Revenue	59.4%	42 nd
	Graduate Debt	\$23,642	45 th

Visit us for more information.



GoACTA.org



WhatWillTheyLearn.com



HowCollegesSpendMoney.com

Scan the code below to learn about our methodology.

