








ACTA
AMERICAN COUNCIL OF
TRUSTEES AND ALUMNI

New Mexico

Does Your State Provide a High-Quality College Education?

See how your state performs compared to others.

			STATE RANK
	Core Curriculum	18.9%	45 th
	Speech Code Policies	66.7%	23 rd
	4-Year Graduation Rate	28.6%	46 th
	Stop-Out Rate	39.8%	49 th
	Pell Student Graduation Gap	7.4pts	5 th






Make quality education a reality
GoACTA.org/Polcymakers

*Flip over
for more
information*



Can Students in New Mexico Afford a College Education?

See how your state performs compared to others.

			STATE RANK
	Tuition as a % of Median Household Income	12.79%	16 th
	Administrative Spending Per Student	\$3,705	20 th
	Administrator to Professor Ratio	1.46:1	31 st
	Student Share of Revenue	14.5%	1 st
	Graduate Debt	\$17,703	6 th

Visit us for more information.



GoACTA.org



WhatWillTheyLearn.com



HowCollegesSpendMoney.com

Scan the code below to learn about our methodology.

