








# Does Your State Provide a High-Quality College Education?

See how your state performs compared to others.

			STATE RANK
	Core Curriculum	50.0%	17 <sup>th</sup>
	Speech Code Policies	62.5%	41 <sup>st</sup>
	4-Year Graduation Rate	37.4%	31 <sup>st</sup>
	Stop-Out Rate	33.5%	43 <sup>rd</sup>
	Pell Student Graduation Gap	9.4pts	11 <sup>th</sup>






*Make quality education a reality*  
[GoACTA.org/Polcymakers](https://GoACTA.org/Polcymakers)

*Flip over  
for more  
information*



# Can Students in South Dakota Afford a College Education?

See how your state performs compared to others.

			STATE RANK
	Tuition as a % of Median Household Income	13.03%	18 <sup>th</sup>
	Administrative Spending Per Student	\$3,195	14 <sup>th</sup>
	Administrator to Professor Ratio	1.39:1	23 <sup>rd</sup>
	Student Share of Revenue	51.3%	33 <sup>rd</sup>
	Graduate Debt	\$23,691	46 <sup>th</sup>

Visit us for more information.



[GoACTA.org](http://GoACTA.org)



[WhatWillTheyLearn.com](http://WhatWillTheyLearn.com)



[HowCollegesSpendMoney.com](http://HowCollegesSpendMoney.com)

Scan the code below to learn about our methodology.

