








ACTA
AMERICAN COUNCIL OF
TRUSTEES AND ALUMNI

Tennessee

Does Your State Provide a High-Quality College Education?

See how your state performs compared to others.

| | | | STATE RANK |
|---|------------------------------------|----------------|------------------------|
|  | Core Curriculum | 60.9% | 10th |
|  | Speech Code Policies | 81.5% | 9th |
|  | 4-Year Graduation Rate | 37.3% | 33rd |
|  | Stop-Out Rate | 25.7% | 32nd |
|  | Pell Student Graduation Gap | 12.0pts | 31st |






Make quality education a reality
GoACTA.org/Polycymakers

*Flip over
for more
information*



Can Students in Tennessee Afford a College Education?

See how your state performs compared to others.

| | | | STATE RANK |
|---|---|----------|------------------|
|  | Tuition as a % of Median Household Income | 15.82% | 30 th |
|  | Administrative Spending Per Student | \$2,472 | 3 rd |
|  | Administrator to Professor Ratio | 1.29:1 | 16 th |
|  | Student Share of Revenue | 36.3% | 16 th |
|  | Graduate Debt | \$20,850 | 22 nd |

Visit us for more information.



GoACTA.org



WhatWillTheyLearn.com



HowCollegesSpendMoney.com

Scan the code below to learn about our methodology.

