








ACTA
AMERICAN COUNCIL OF
TRUSTEES AND ALUMNI

Vermont

Does Your State Provide a High-Quality College Education?

See how your state performs compared to others.

			STATE RANK
	Core Curriculum	25.0%	42 nd
	Speech Code Policies	57.2%	47 th
	4-Year Graduation Rate	70.0%	1 st
	Stop-Out Rate	21.1%	25 th
	Pell Student Graduation Gap	10.1pts	15 th






Make quality education a reality
GoACTA.org/Polcymakers

*Flip over
for more
information*



Can Students in Vermont Afford a College Education?

See how your state performs compared to others.

			STATE RANK
	Tuition as a % of Median Household Income	23.16%	50 th
	Administrative Spending Per Student	\$3,898	25 th
	Administrator to Professor Ratio	1.61:1	45 th
	Student Share of Revenue	77.5%	50 th
	Graduate Debt	\$20,951	23 rd

Visit us for more information.



ACTA
AMERICAN COUNCIL OF
TRUSTEES AND ALUMNI

GoACTA.org



WhatWillTheyLearn.com

HOW **COLLEGES**
SPEND MONEY 

HowCollegesSpendMoney.com

Scan the code below
to learn about our
methodology.

